


Quinn & Partners Sustainability Impact Report FY 2019

Reporting to our stakeholders

COMPANY



contributed to **24** sustainability disclosures

8.5 full-time employees


\$225 BILLION asset value of ESG disclosures in 2019

supported **2** client awards through our sustainability services

RECOGNITION AND PARTNERSHIPS



COMMUNITY



\$25,518 total value of contributions

55 volunteer hours

EMPLOYEE

CN TOWER CLIMB FOR WWF

73% of team participation

VISION

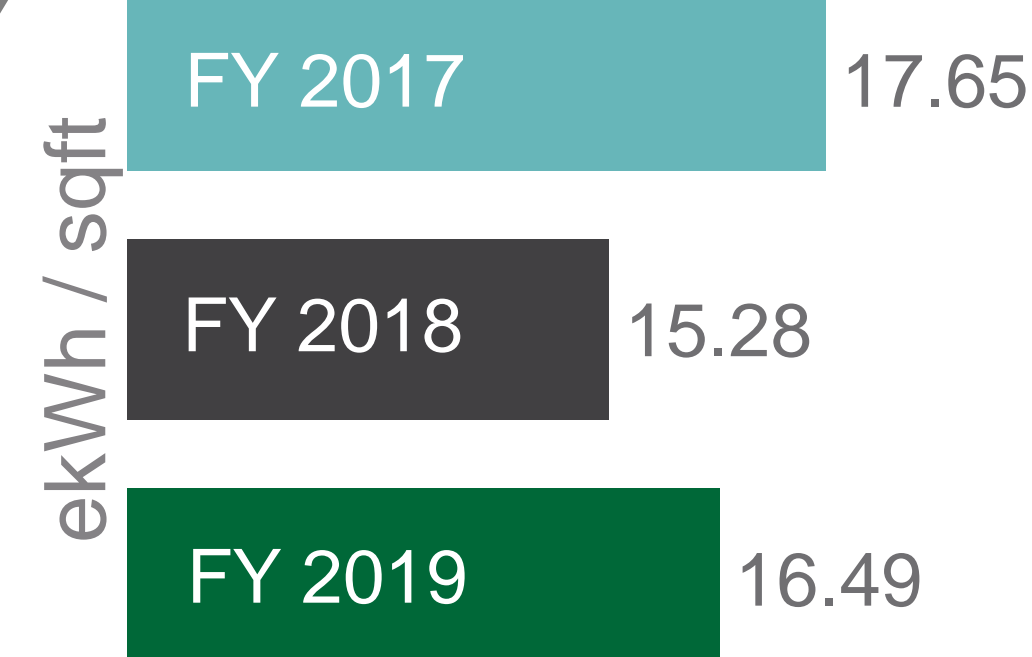
We aspire to be a trusted advisor in all matters relating to corporate sustainability

VALUES

1. Client first
2. Team player
3. Healthy habits
4. Intellectual curiosity & commitment to learning
5. Responsibility

ENVIRONMENT

ENERGY (office)



LANDFILL

753 Lbs of organic waste diverted

EMISSIONS

352 kgCO₂e of emissions avoided

WATER (office)

38 L/ sf water consumed at Q&P

82 L/ sf consumed by average office in Ontario


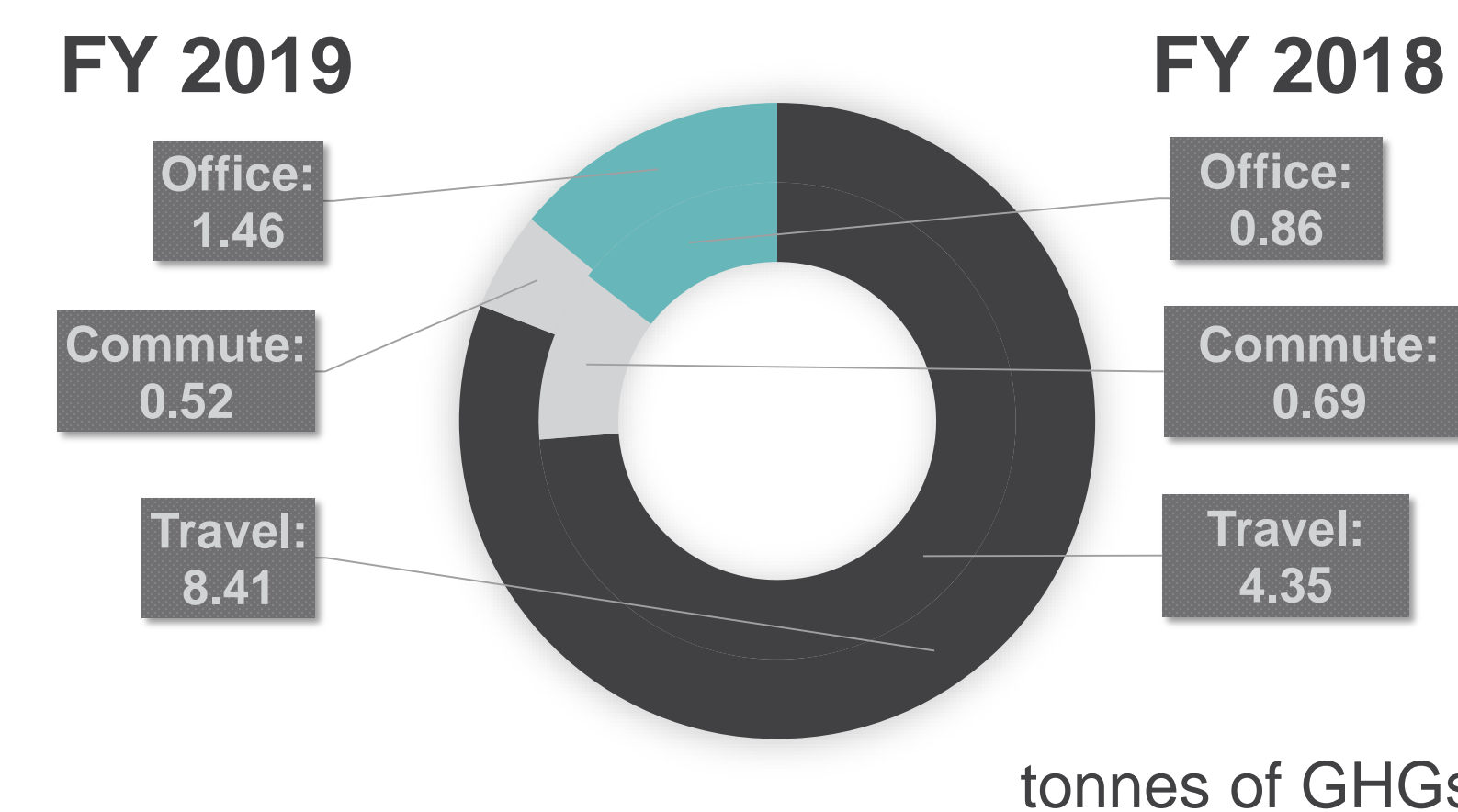
WASTE (office)



CARBON (office, travel, commuting)


10.4 tonnes of total GHG emissions

1.2 tonnes of total GHG emissions per FTE



2.4 tonnes of GHGs saved from car-less commute to work

EQUIVALENT to round trip drive from Toronto to Vancouver



Quinn & Partners
Sustainability strategies for leaders